

Duluth Campus

*Department of Anthropology,
Sociology & Criminology
College of Liberal Arts*

*228 Cina Hall
1123 University Drive
Duluth, Minnesota 55812-3306*

*Office: 218-726-7551
<http://www.d.umn.edu/socanth>
Email: socath@d.umn.edu*

20 January 2019


Anthropology of Europe Week 2



<https://canvas.umn.edu/>

Orientation

Major Characteristics of Anthropology



I hope your first week with the Anthropology of Europe went well, and that your efforts “up until so far” have been enjoyable, and that you are liking the readings and other materials.

This week . . .



... we're off to visit the villagers of Kypseli, on the island of Santorini (aka Thera) in Greece.

The film we'll see, *Kypseli: Women and Men Apart—A Divided Reality* is a truly classic film in Anthropology (and Women's and Gender Studies), and as such it represents the "**ethnographic present**"—a practice in anthropology of sometimes treating things in whatever time or past era as if they were that way today.

Obviously, since the filming of *Kypseli* things have changed. On Thursday I will talk a little about the changes in Kypseli and in the other Greek villages that we will have a look at in the coming weeks, after you have written your first impressions down for the first part of **your Kypseli Case Study**. For the present, treat Kypseli in the "ethnographic present"—we'll look at the "real" present and the future in the future.

You might find the following resources helpful for working on your *Kypseli* Case Study:

- [How to Watch Anthropology Films](#) -- Thomas 'Tad' McIlwraith
- [Visual Anthropology](#)





- [The Descriptive Essay](#) -- [Purdue University Online Writing Lab](#)
- [Observing and Recording Details](#) -- [Paradigm Online Writing Assistant](#)

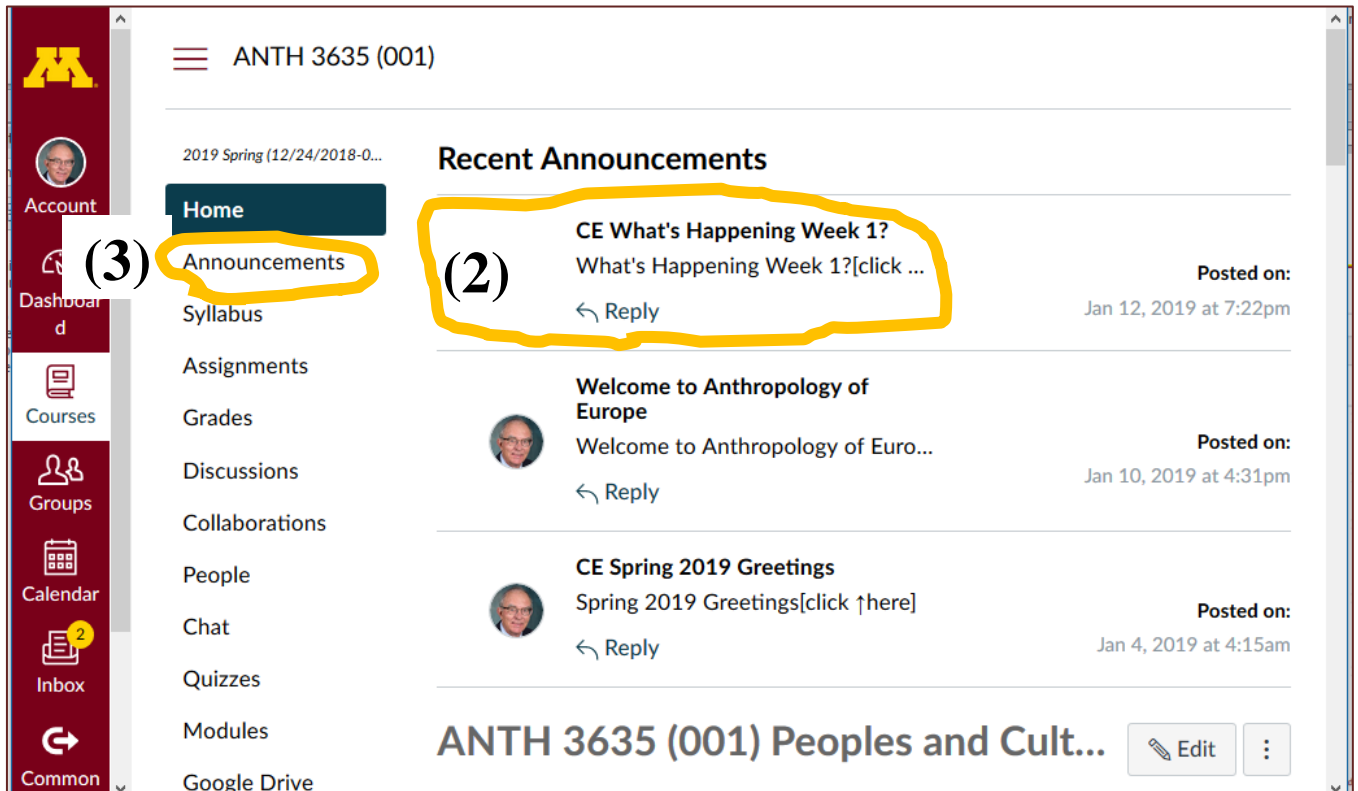
Kypseli: Women and Men Apart—A Divided Reality is an **"ETIC"** film—that is one that is viewed from the perspective of an outsider (in this case, anthropologist Susan Hoffmann. Week 6 Day 10 we will have a look at an **"EMIC"** view of a Greek Village: *Life Chances: Four Families in a Changing [Greek] Cypriot Village*
(39 min., 1974, UM DULUTH Martin Library Video Cassette VC 4926)

Weekly Memos

Each week as we go along I will send you a **memo like this about the highlights for the coming week, usually on Sunday**. The memos will talk about the main items and issues for the weeks, and they will also contain a few important reminders.

These memos will also be available in your **(1) UM e-mail folder** , in the **(2) “Recent Announcements”** section at the very top of your  canvas “Home” page, and in the **(3) “Announcements”** page (accessed *via* the second item on the *Course Navigation Panel*).

(1) UMD e-mail 



ANTH 3635 (001)

2019 Spring (12/24/2018-0...

(3) Home

(3) Announcements

Syllabus

Assignments

Grades

Discussions

Collaborations

People

Chat

Quizzes

Modules

Google Drive

Recent Announcements

(2) CE What's Happening Week 1?
What's Happening Week 1?[click ...

Posted on: Jan 12, 2019 at 7:22pm

Reply

Welcome to Anthropology of Europe

Welcome to Anthropology of Euro...

Posted on: Jan 10, 2019 at 4:31pm

Reply

CE Spring 2019 Greetings

Spring 2019 Greetings[click ↑here]


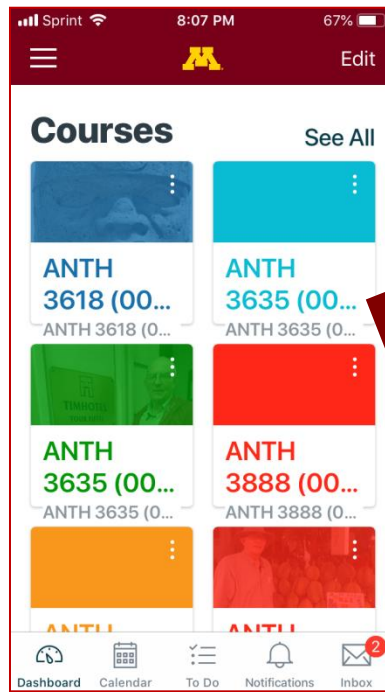
Posted on: Jan 4, 2019 at 4:15am

Reply

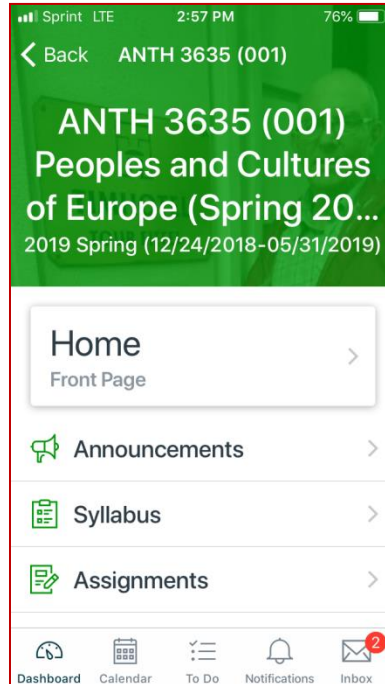
ANTH 3635 (001) Peoples and Cult... Edit

Canvas Apps

Your *Dashboard* screen on your Canvas app (available *via* the What is the Canvas Student app? link) looks something like this:



Your “Home” page on your Canvas app looks something like this:



The Course: Part I

Anthropology graduates, reflecting back on their time with us at UMD, suggested in our surveys that it would be a good idea to tie the individual courses in the Anthropology curriculum together a little more. So that's what we're going to do for much of the next three or four weeks, after we finish the **Orientation**.

This will also help set **the basic analytic, theoretical, and historical framework** for the course. This material should provide you with the **background and analytical tools** to help you with **your class Project**, and help you begin to make sense out of the topics that follow later in the course—a good deal of which will be provided *via* video—and towards the end of the semester with your class presentations.

Your Class Project

This week we'll also explore class projects a little bit.

For your Class Project, start with something *that you, personally, are interested in*, and we'll work things out from there.

**This Project is something
with which you should be able to have *fun*.**

**It's a good time to have at least a quick look at
the information for your class project**, which you can
find at <http://www.d.umn.edu/cla/faculty/troufs/anth3635/ceproject.html#title>. Your class Project is your
Term Paper, plus a short “work-in-progress”.



Demosthenes Practising Oratory (1870)

[Details of Presentation](#)



Charles Dickens (1842)

[Details of Term Paper](#)

Your **[Informal Project Statement](#)**, or Project Proposal, is due by the
end of Week 4, **Saturday, 9 February 2019**. Basically that's a short
informal summary personal statement of what you are interested in doing,
how you think you might go about it, and what resources you are thinking
about using. It can be as simple as the following:

“For my project I'm thinking about X, or Y, and these are the items
I'm thinking about using [add short list]. This is why I'm interested in
this/these project(s) [add your reason(s)]. . . .

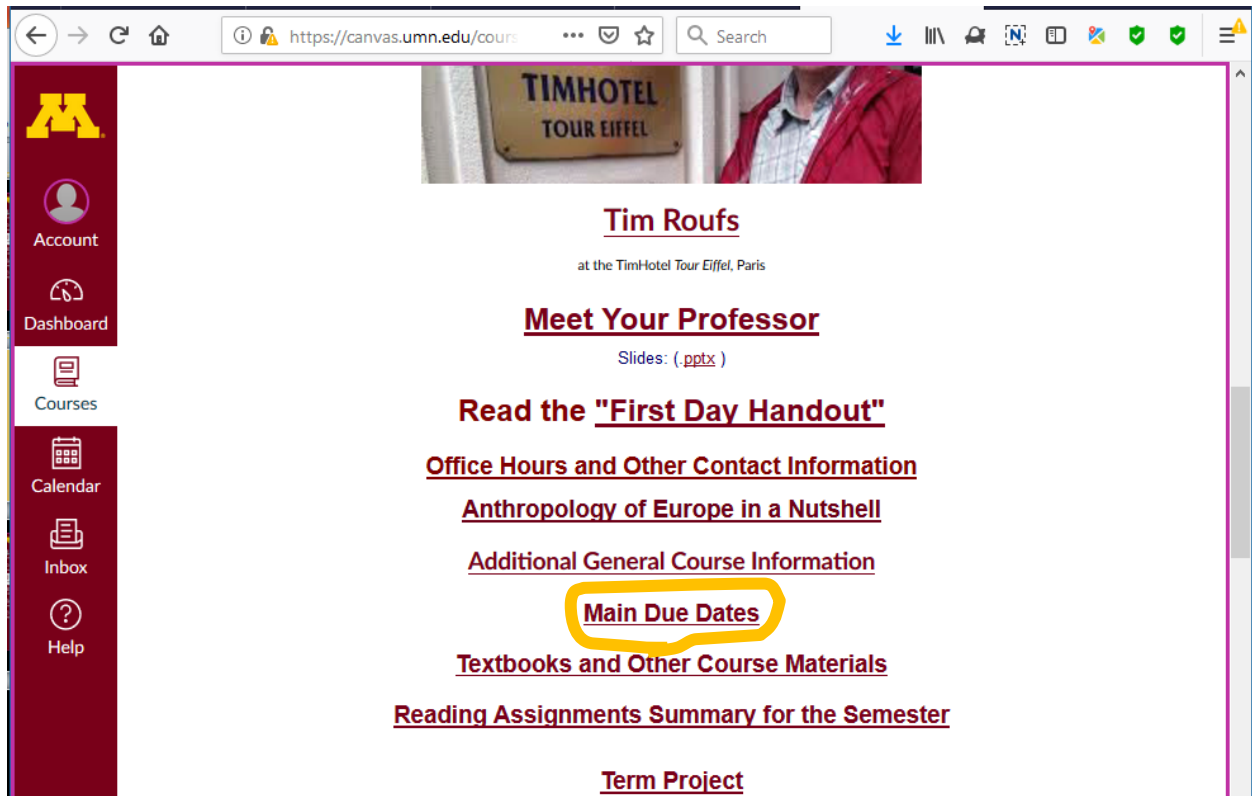
It is an *informal* statement. A more formal statement will come later on (in Week 6, 23 February 2019).

Main Due Dates

are listed at


<<http://www.d.umn.edu/cla/faculty/troufs/anth3635/cedue-dates.html#title>>

[including Term Paper / Exams / Extra Credit Papers . . . not including weekly *Discussions* and Review assignments . . .]



The screenshot shows a web browser window displaying a Canvas LMS page. The browser's address bar shows the URL: <https://canvas.umn.edu/courses>. The page features a dark red sidebar on the left with navigation icons for Account, Dashboard, Courses, Calendar, Inbox, and Help. The main content area has a header image of a sign that reads "TIMHOTEL TOUR EIFFEL" and a photo of a person in a red jacket. Below the header, the text reads: "Tim Roufs at the Tim-Hotel Tour Eiffel, Paris". The main content area lists several course materials, each underlined: "Meet Your Professor" (with a note "Slides: (.pptx)"), "Read the 'First Day Handout'", "Office Hours and Other Contact Information", "Anthropology of Europe in a Nutshell", "Additional General Course Information", "Main Due Dates" (highlighted with a yellow circle), "Textbooks and Other Course Materials", "Reading Assignments Summary for the Semester", and "Term Project".

Main Due Dates for Peoples and Cultures of Europe

For a list of all of the **exam** and **weekly assignment** dates please see your  **Gradebook**

The **weekly assignments** (*Forums*, film feedbacks . . .) are generally due at the end of the week (Saturday) in which they were assigned.

The **Weekly Assignments and Activities** are listed in the **"Activities"** section in each of the Weekly Blocks ([see image here](#))

Your first version of ***Kypseli Case Study*** is due by Saturday, 26 January 2019


s2019 ***Informal Project Statement, or Project Proposal*** (up to 20 points)
due by the end of Week 4, Saturday, 9 February 2019

The *informal* statement can be very straightforward. It's a simple statement of . . .

"Here's what I'm interested in doing"

Assignments and Events

. . . **this week** are listed on your **"Calendar"**.

They are also listed on the **"Syllabus"** section of your  **canvas** folder, if you prefer to have them in another form (see below).

This Week's "Calendar"

20	21	22	23	24	25	26
<p>Week 2</p>	<p>MLK UM Holiday</p> <p>1a CE Wk 2 Readings</p> <p>CE 2 Meet Your Professor (.pptx)</p>	<p>12:05p CE Day 2 Discussion of Kypseli</p> <p>12:25p CE Day 2 Video: A Visit to the Village of Kypseli, Santorini, Greece (41 min.)</p>		<p>12p MPIRG Presentation</p> <p>12:01p CE Day 3 About Kypseli and "The Comparative Approach"</p> <p>12:15p CE Day 3 Main Characteristics of Anthropology (intro .pptx)</p>		<p>CE 2 Due: Kypseli Paper I</p>

And the "Syllabus" version is found here:

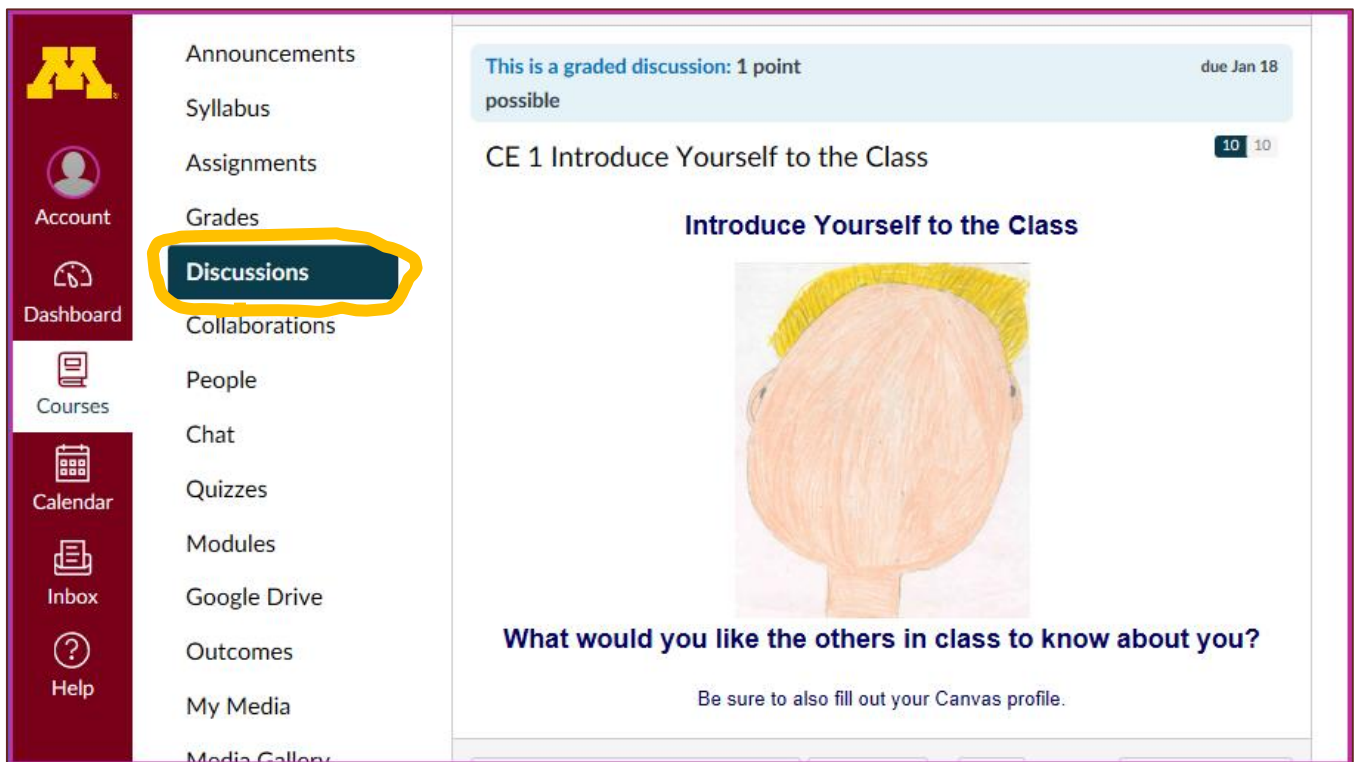


In the “Syllabus” version the assignments look like this:

Mon Jan 21, 2019	 MLK UM Holiday
	 CE Wk 2 Readings
	 CE 2 Meet Your Professor (.pptx)
Tue Jan 22, 2019	 CE Day 2 Discussion of Kypseli
	 CE Day 2 Video: A Visit to the Village of Kypseli, Santorini, Greece (41 min.)
Thu Jan 24, 2019	 MPIRG Presentation
	 CE About Kypseli and "The Comparative Approach"
	 CE Day 3 Main Characteristics of Anthropology (intro .pptx)
Sat Jan 26, 2019	 CE 2 Due: Kypseli Paper I

Your Classmates

If you are curious about **the others in class**, have a look at the **"Introduce Yourself"** entries in the **"Discussion"** section of your  **canvas** folder.



The screenshot shows the Canvas LMS interface. On the left is a dark red navigation sidebar with icons and labels for Account, Dashboard, Courses, Calendar, Inbox, and Help. A list of course tools is displayed in the center, with 'Discussions' highlighted by a yellow circle. The main content area shows a discussion titled 'CE 1 Introduce Yourself to the Class' with a drawing of a person's head and the prompt 'What would you like the others in class to know about you?'. A blue banner at the top indicates 'This is a graded discussion: 1 point possible' and 'due Jan 18'.

If you are curious about me, more than you probably want (or ought) to know is available on the **Meet Your Professor** page

<http://www.d.umn.edu/cla/faculty/troufs/MeetYourProfessor.html>. More that you or anyone needs to know is available, with some nice photos, at http://www.d.umn.edu/~troufs/anthfood/PowerPoint/af-meet_your_prof.pptx.

A while back one of the students seemed to especially like the part where the older folks in my home town of Winsted, MN, talk about the time I burnt the


Town Hall by my dad's restaurant down (which I didn't, I only burnt half of the back side off.)

The screenshot shows a Blackboard LMS dashboard. On the left is a dark red navigation sidebar with icons for Account, Dashboard, Courses, Calendar, Inbox, and Help. The main content area has a white background with a purple header. The header text reads: "Welcome to Anthropology of Europe Spring 2019 Greetings". Below the header is a photo of a man, Tim Roufs, standing in front of a sign that says "TIMHOTEL TOUR EIFFEL". Underneath the photo, the name "Tim Roufs" is displayed, followed by a yellow oval highlighting the text "at the TimHotel Tour Eiffel" and "Meet Your Professor". In the top right corner, there are two notification boxes: "CE List of Readings for the Entire Semester" (dated Jan 16 at 11:59pm) and "CE 1 First Day Handout" (dated Jan 17 at 12pm).

MPIRG

On Thursday, 24 January 2018, we'll have a brief presentation from the folks at **MPIRG, the [Minnesota Public Interest Research Group](#). MPIRG is one of many great organizations on campus that you should consider joining, if you are not already a member.**



If you have any **questions** right now, please do not hesitate to post them on the  **canvas** Course “Chat”, or e-mail troufs@d.umn.edu, or stop by Cina 215 before or after class.

Have a great Martin Luther King, Jr. holiday.

Best Regards,

Tim Roufs

<<http://www.d.umn.edu/~troufs/>>